



2022 STUDENT SURVEY

ALCOHOL & DRUG MISUSE BY YOUTH IN BUTLER COUNTY

The PreventionFIRST! (PF!) Student Survey is a youth survey administered every other year. Results of the Student Survey provide comprehensive descriptions of the self-reported drug use patterns of area youth. In addition to substance use/misuse, students are asked about gambling behaviors, school climate, and other factors associated with substance use/misuse. The following data is the results to the 2021-2022 survey cycle for Butler County, Ohio.

METHODOLOGY

14,493 seventh through twelfth grade students attending schools in Butler County, Ohio completed the localized version of the PRIDE questionnaire between September 2021 and December 2021. Students in school the day(s) the survey was conducted, completed the survey. No surveys were conducted outside of the school building.

DEMOGRAPHICS

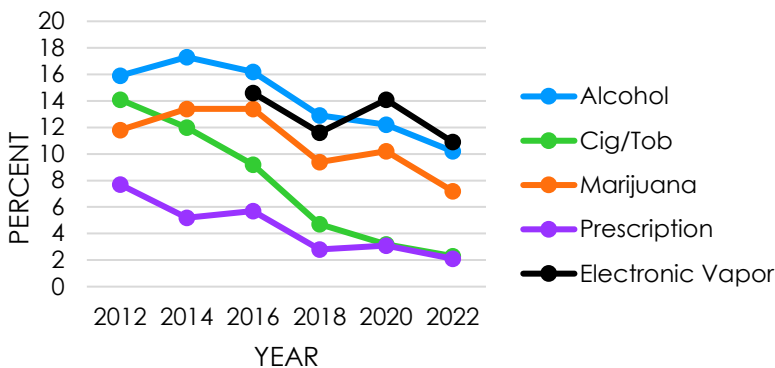
The racial/ethnic makeup of respondents is representative of the 7th-12th grade student population of the schools who participated in Butler County.

4 Key Measures of Substance Use/Misuse for Butler County

Measure	Alcohol	Tobacco	Marijuana	Prescription Drugs ¹	E-Vapor
Past 30-Day Use	10.2%	2.3%	7.2%	2.1%	10.9%
Perception of Harm ²	75.7%	85.6%	60.7%	82.4%	68.7%
Parental Disapproval ³	86.2%	93.5%	88.9%	94.2%	91.1%
Friend Disapproval ³	66.2%	80.9%	71.1%	87.1%	68.5%

¹Non-medical use ²Percent responding harmful or very harmful ³Percent responding that parent or friend feels behavior is wrong or very wrong

30-Day Use of Alcohol, Cigarettes, Marijuana, Prescription Drugs and Vaping



Most kids are **NOT** using alcohol, tobacco, or other drugs.



Past 30-Day use of Marijuana decreased from 10.2% in 2020 to 7.2% in 2022.



Past 30-Day use of Electronic-Vapor Products is at the lowest level ever recorded, dropping 3.2% from 2020 to 2022.

Key Contacts:

Sarah Sawmiller, Manager of Evaluation, MPH, OCPS, CHES
 Prevention First
ssawmiller@prevention-first.org

Porcha Gragston, Coalition Coordinator
 Butler County Family & Children First Council
gragstonp@bcesc.org

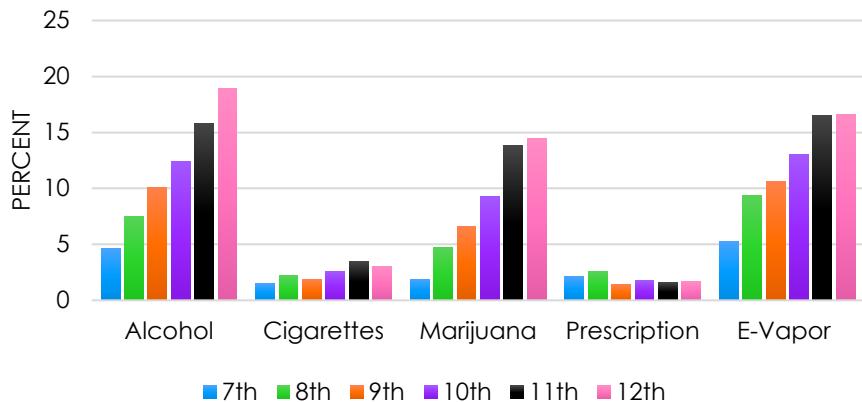


ALCOHOL & DRUG MISUSE BY YOUTH IN BUTLER COUNTY

2022 STUDENT SURVEY



30-Day Use of Alcohol, Cigarettes, Marijuana, Prescription Drugs and E-Vapor by Grade



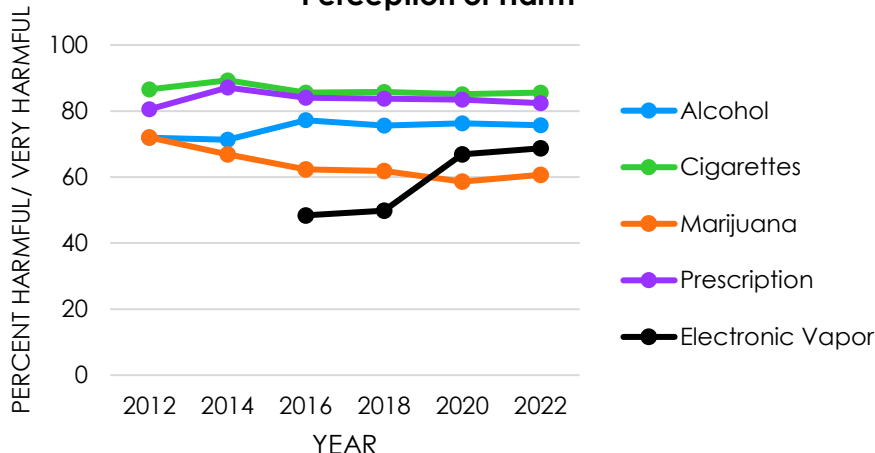
33.1% of Students said they get 8 or more hours of **sleep** on an average school night.

When asked how often they experienced **depression** in the last 30-days, **24.9%** said **all /most of the time**. When asked about anxiety, **39.0%** responded **all/ most of the time**.

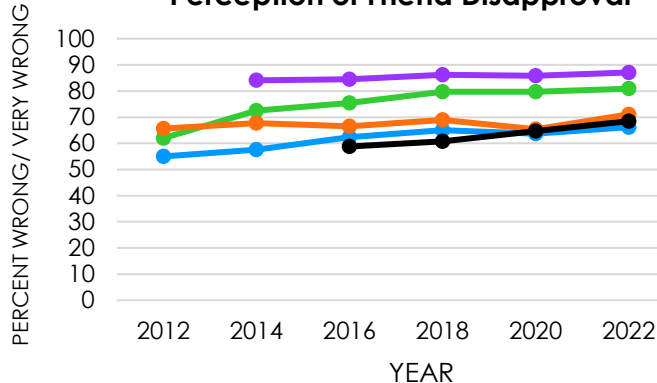
53.8% of Students said that in general they feel **stressed** often/ a lot.

When asked, "How often are you able to pull yourself out of a bad mood?" **39.2%** of students responded **often/ a lot**.

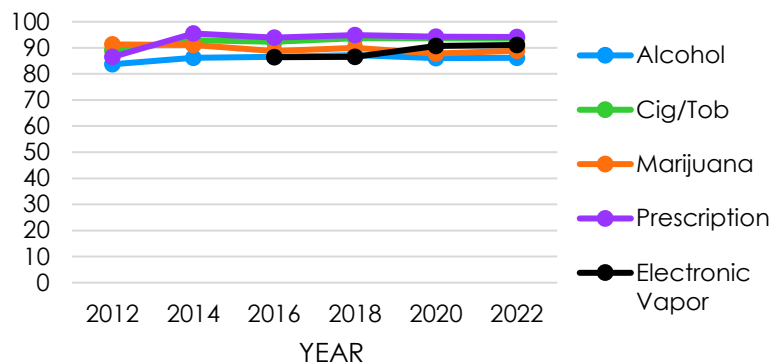
Perception of Harm



Perception of Friend Disapproval



Perception of Parental Disapproval



ADDITIONAL INFORMATION

Visit: www.prevention-first.org for topic summaries & regional finding for 2000 – 2022

Special thanks to: Charles H. Dater Foundation · Hamilton County MHR SB · Interact for Health · Ohio MHAS · PRIDE Surveys, Inc · Robert and Adele Schiff Family Foundation · School Participants · SAMHSA Federal Grants: STOP, CARA · The Louise Taft Semple Foundation · PF! Board of Trustees · Local member coalitions and other county organizations in Butler, Hamilton, Clermont, and Warren counties, who facilitated and funded the implementation of this survey.